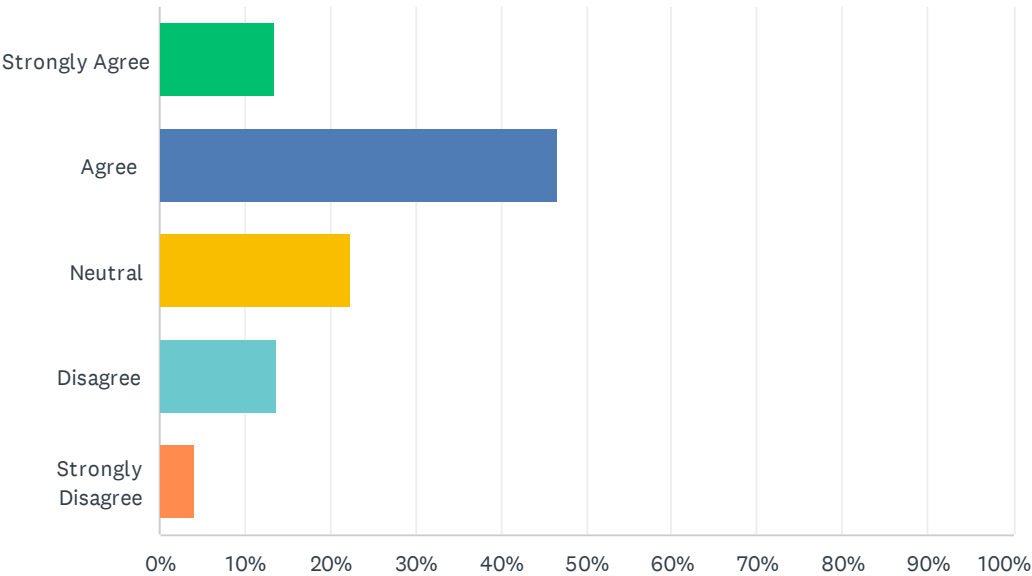


Q1 The island of Hawai'i is a safe place to live.

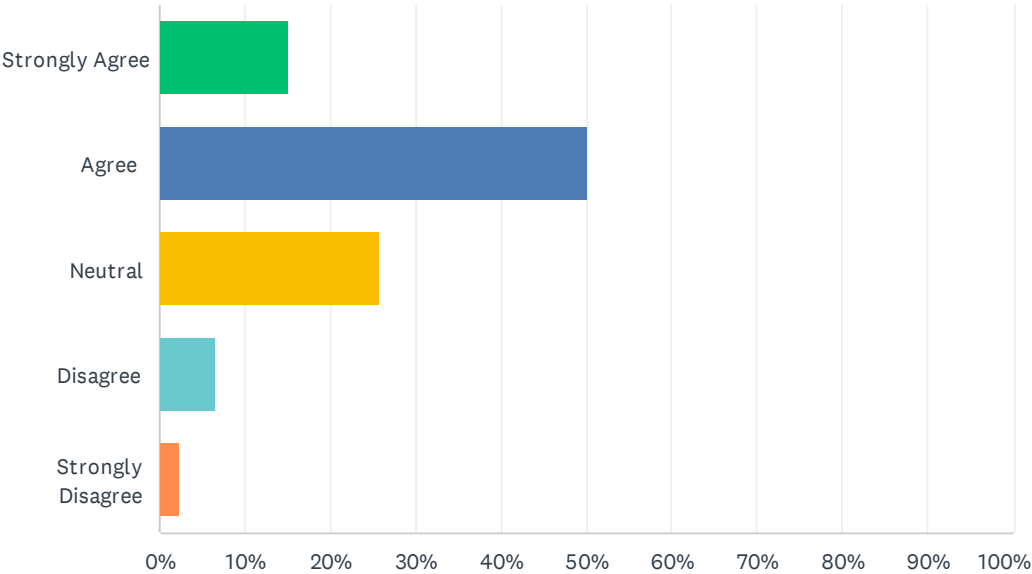
Answered: 1,313 Skipped: 8



ANSWER CHOICES		RESPONSES	
Strongly Agree		13.40%	176
Agree		46.69%	613
Neutral		22.39%	294
Disagree		13.56%	178
Strongly Disagree		3.96%	52
TOTAL			1,313

Q2 The island of Hawai'i is a safe place to work.

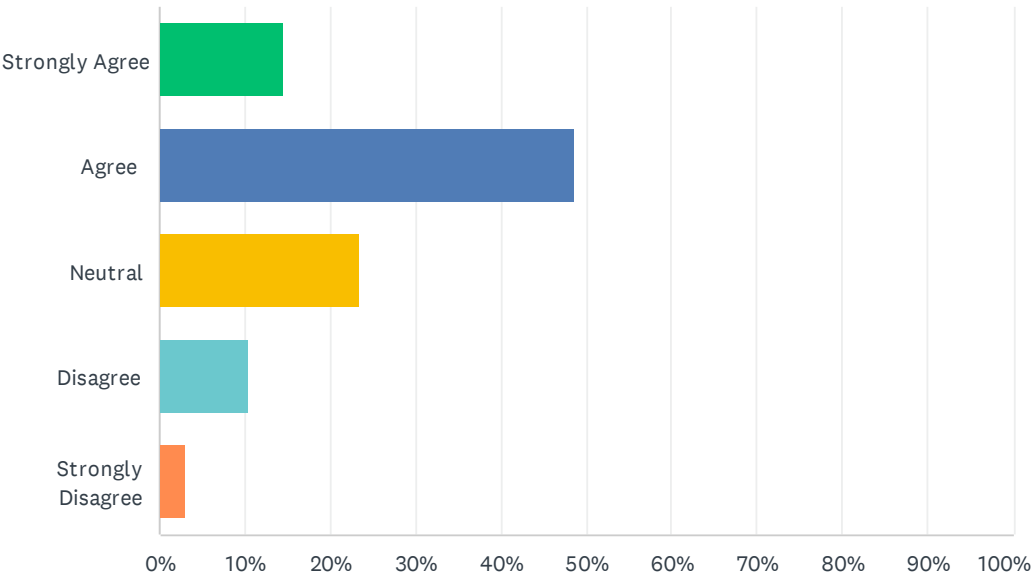
Answered: 1,307 Skipped: 14



ANSWER CHOICES		RESPONSES	
Strongly Agree		15.07%	197
Agree		50.11%	655
Neutral		25.86%	338
Disagree		6.58%	86
Strongly Disagree		2.37%	31
TOTAL			1,307

Q3 The island of Hawai'i is a safe place to visit.

Answered: 1,286 Skipped: 35

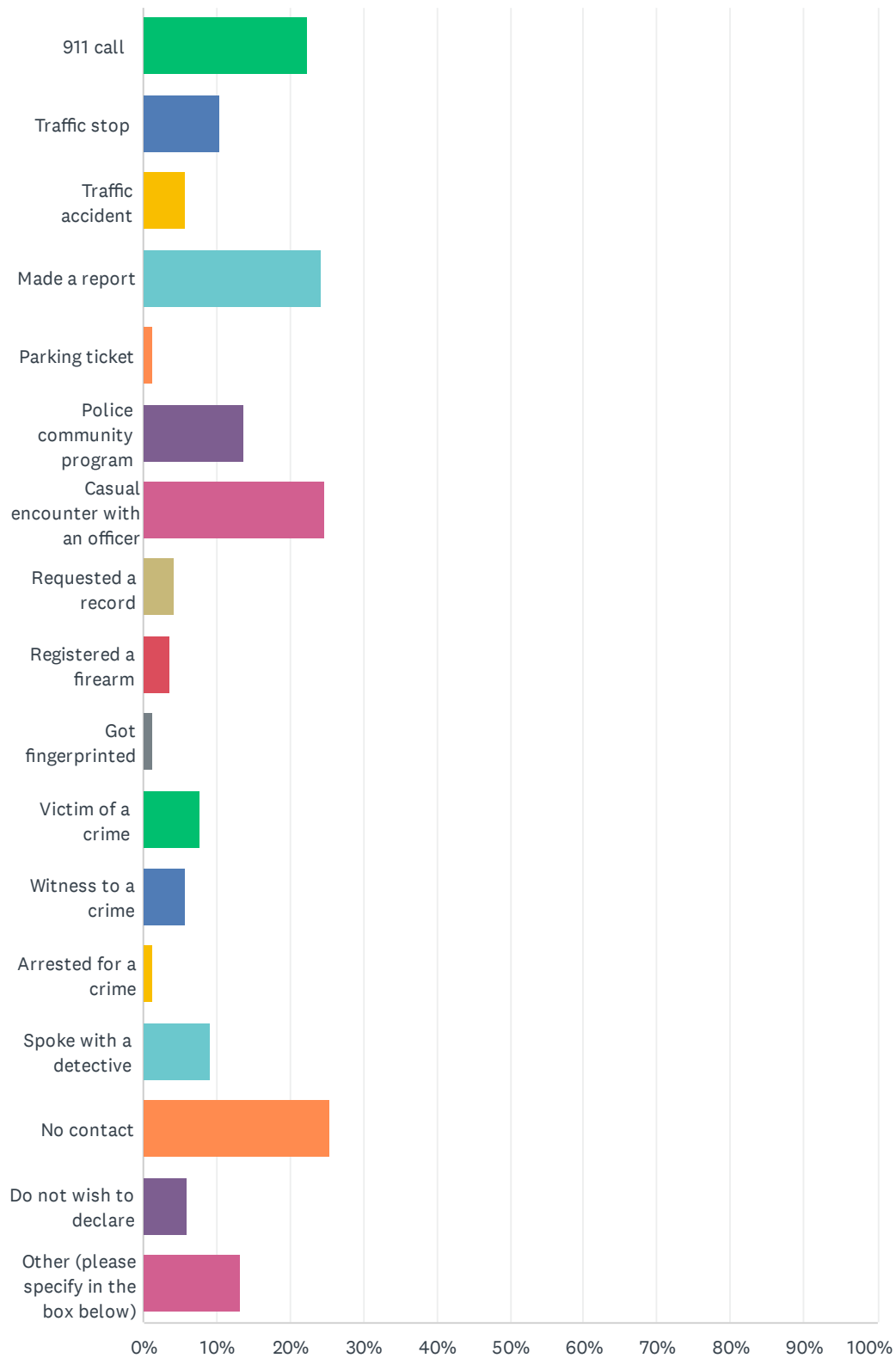


ANSWER CHOICES		RESPONSES	
Strongly Agree		14.46%	186
Agree		48.68%	626
Neutral		23.48%	302
Disagree		10.42%	134
Strongly Disagree		2.95%	38
TOTAL			1,286

Q4 Under what circumstances, if any, did you have contact with the Hawai'i Police Department during the past year? (Please scroll down and check all that apply).

Answered: 1,277 Skipped: 44

Community Satisfaction Survey 2025

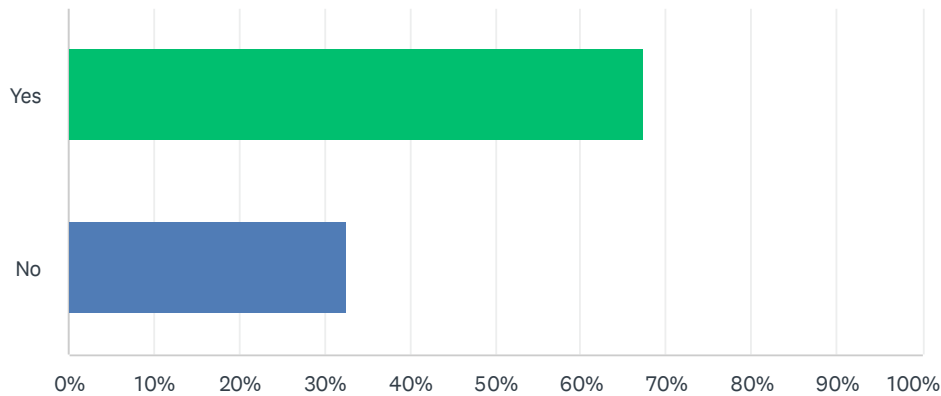


Community Satisfaction Survey 2025

ANSWER CHOICES	RESPONSES	
911 call	22.47%	287
Traffic stop	10.42%	133
Traffic accident	5.72%	73
Made a report	24.28%	310
Parking ticket	1.17%	15
Police community program	13.63%	174
Casual encounter with an officer	24.67%	315
Requested a record	4.23%	54
Registered a firearm	3.52%	45
Got fingerprinted	1.25%	16
Victim of a crime	7.60%	97
Witness to a crime	5.72%	73
Arrested for a crime	1.25%	16
Spoke with a detective	9.24%	118
No contact	25.45%	325
Do not wish to declare	6.03%	77
Other (please specify in the box below)	13.16%	168
Total Respondents: 1,277		

Q5 During the past year, did you have contact with a POLICE OFFICER from the Hawai'i Police Department?

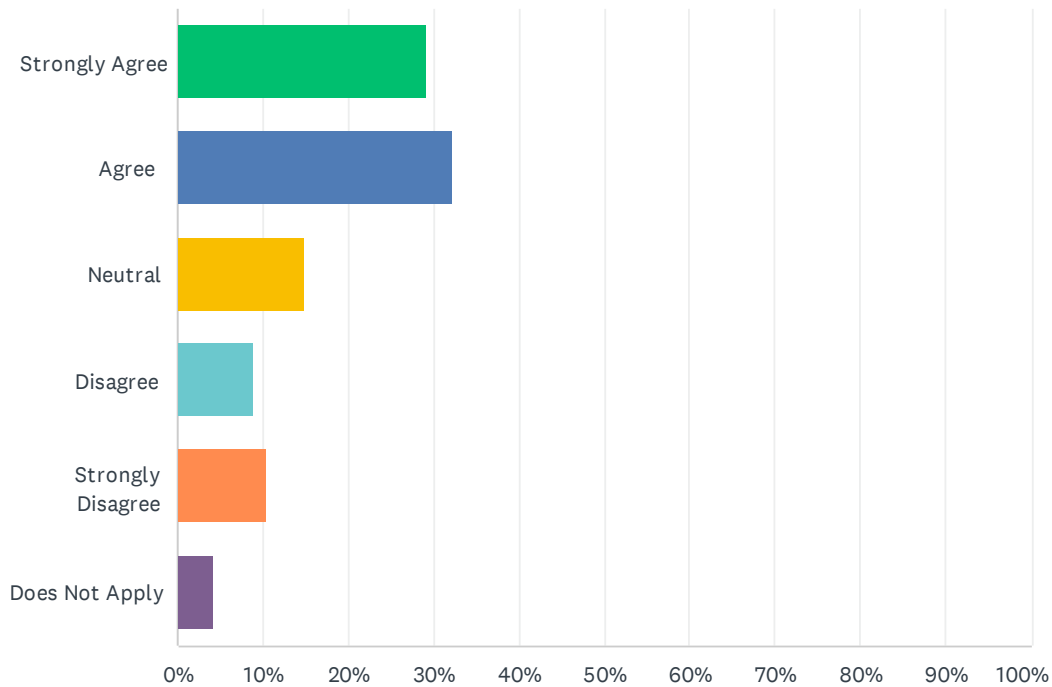
Answered: 1,276 Skipped: 45



ANSWER CHOICES	RESPONSES	
Yes	67.32%	859
No	32.68%	417
TOTAL		1,276

Q6 1. The officer(s) I had contact with expressed interest in helping me.

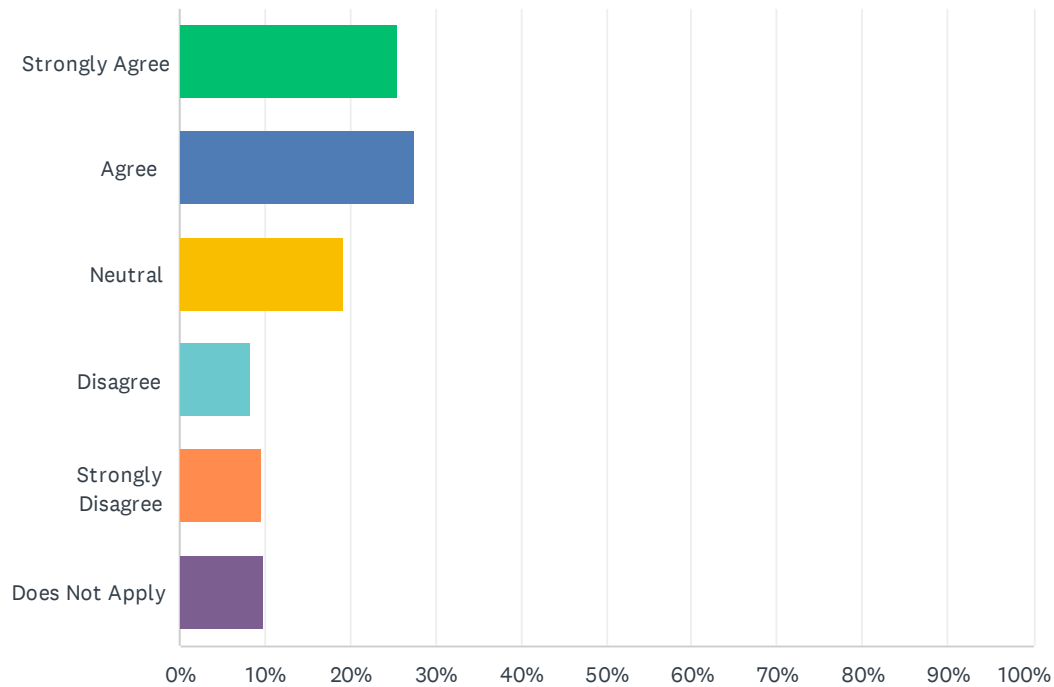
Answered: 856 Skipped: 465



ANSWER CHOICES	RESPONSES	
Strongly Agree	29.21%	250
Agree	32.13%	275
Neutral	14.95%	128
Disagree	9.00%	77
Strongly Disagree	10.40%	89
Does Not Apply	4.32%	37
TOTAL		856

Q7 2. The officer(s) I had contact with showed concern for my safety.

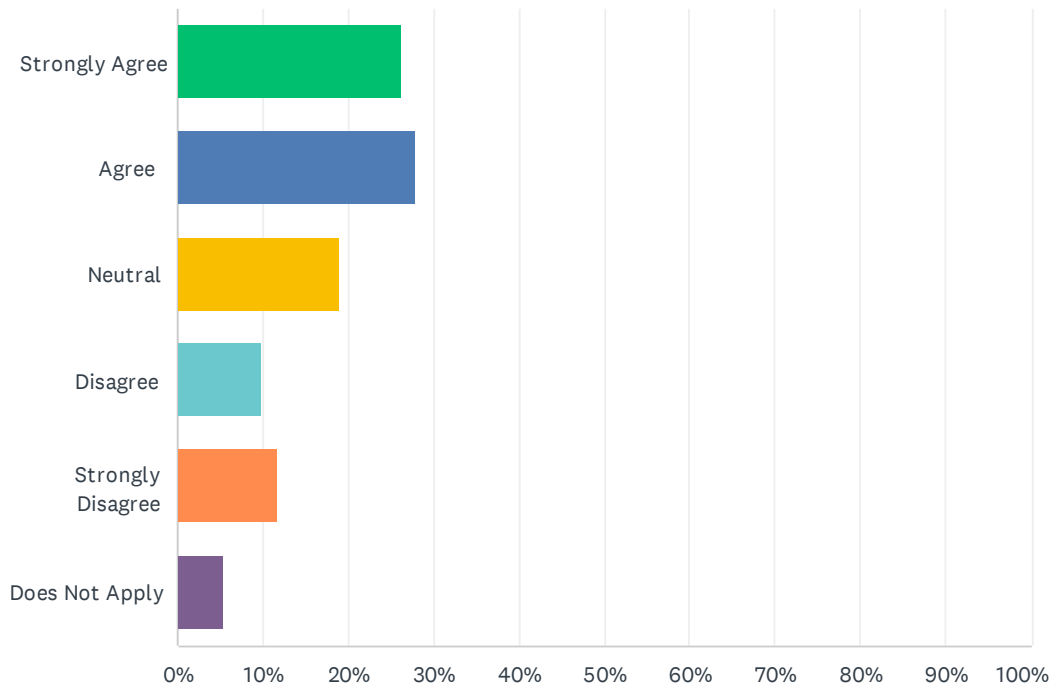
Answered: 848 Skipped: 473



ANSWER CHOICES	RESPONSES	
Strongly Agree	25.59%	217
Agree	27.48%	233
Neutral	19.22%	163
Disagree	8.37%	71
Strongly Disagree	9.55%	81
Does Not Apply	9.79%	83
TOTAL		848

Q8 3. The officer(s) I had contact with showed compassion.

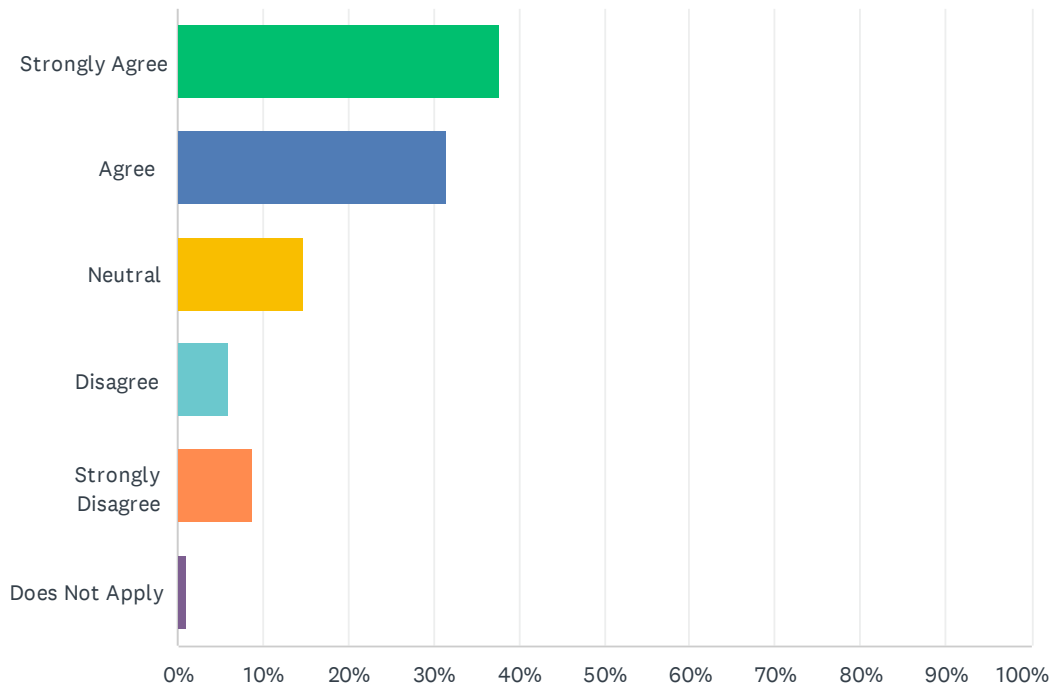
Answered: 832 Skipped: 489



ANSWER CHOICES	RESPONSES	
Strongly Agree	26.32%	219
Agree	27.88%	232
Neutral	18.99%	158
Disagree	9.74%	81
Strongly Disagree	11.78%	98
Does Not Apply	5.29%	44
TOTAL		832

Q9 4. The officer(s) I had contact with demonstrated professionalism.

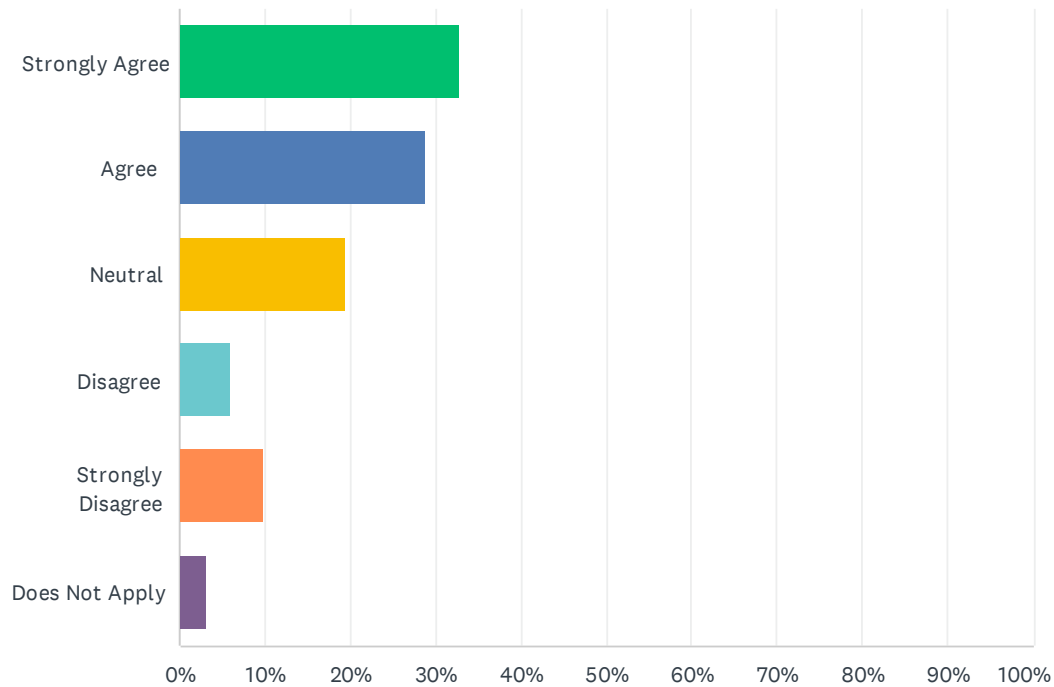
Answered: 828 Skipped: 493



ANSWER CHOICES	RESPONSES	
Strongly Agree	37.68%	312
Agree	31.64%	262
Neutral	14.73%	122
Disagree	6.04%	50
Strongly Disagree	8.82%	73
Does Not Apply	1.09%	9
TOTAL		828

Q10 5. The officer(s) I had contact with demonstrated integrity.

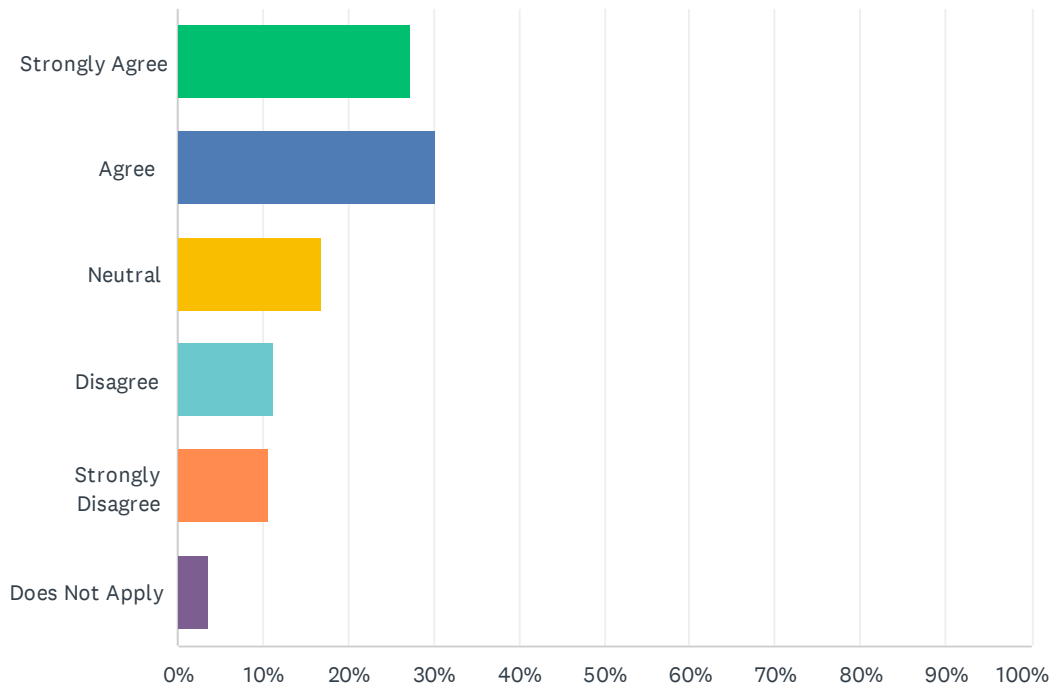
Answered: 831 Skipped: 490



ANSWER CHOICES	RESPONSES	
Strongly Agree	32.73%	272
Agree	28.88%	240
Neutral	19.49%	162
Disagree	5.90%	49
Strongly Disagree	9.87%	82
Does Not Apply	3.13%	26
TOTAL		831

Q11 6. The officer(s) I had contact with paid attention to details.

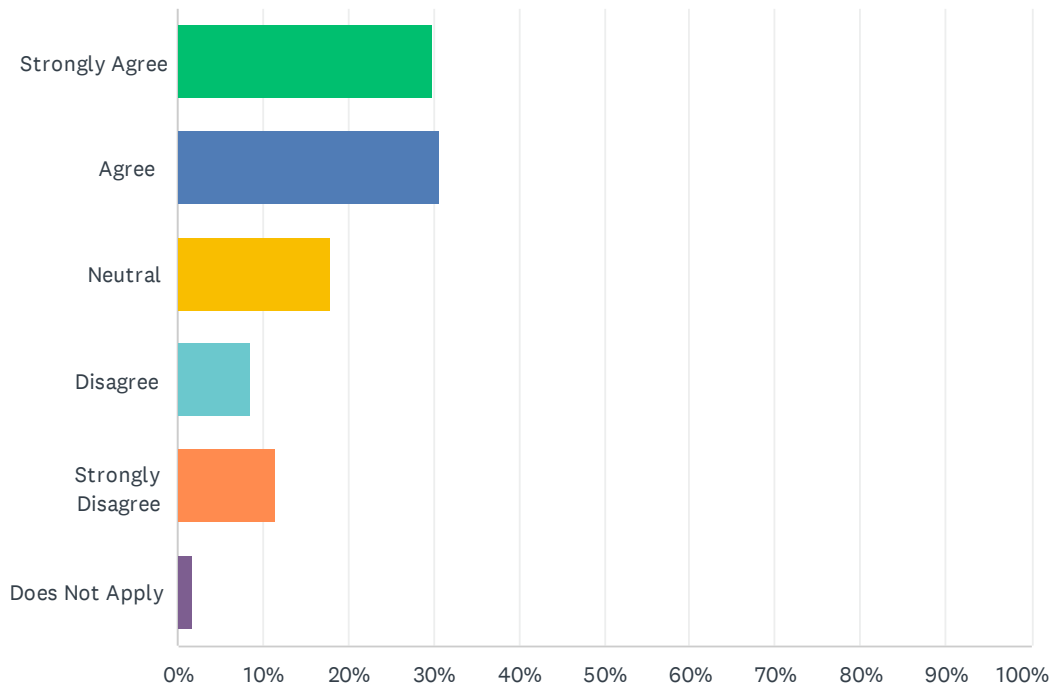
Answered: 828 Skipped: 493



ANSWER CHOICES	RESPONSES	
Strongly Agree	27.29%	226
Agree	30.31%	251
Neutral	16.79%	139
Disagree	11.23%	93
Strongly Disagree	10.75%	89
Does Not Apply	3.62%	30
TOTAL		828

Q12 7. The officer(s) I had contact with made me feel comfortable.

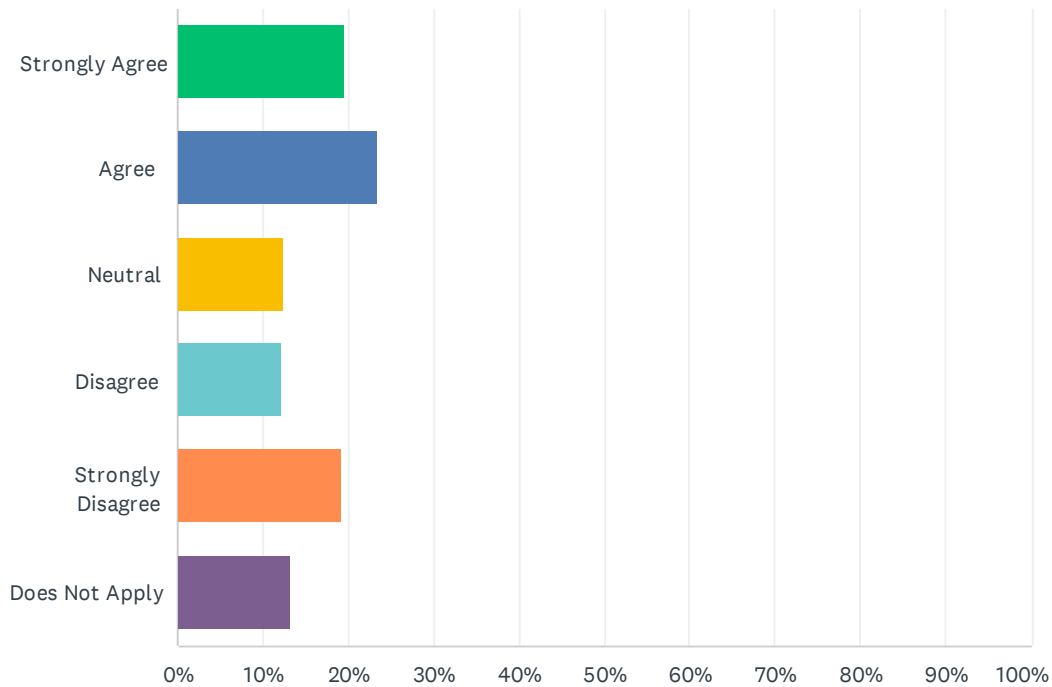
Answered: 823 Skipped: 498



ANSWER CHOICES	RESPONSES	
Strongly Agree	29.77%	245
Agree	30.62%	252
Neutral	17.86%	147
Disagree	8.51%	70
Strongly Disagree	11.54%	95
Does Not Apply	1.70%	14
TOTAL		823

Q13 8. The officer(s) I had contact with helped resolve my situation.

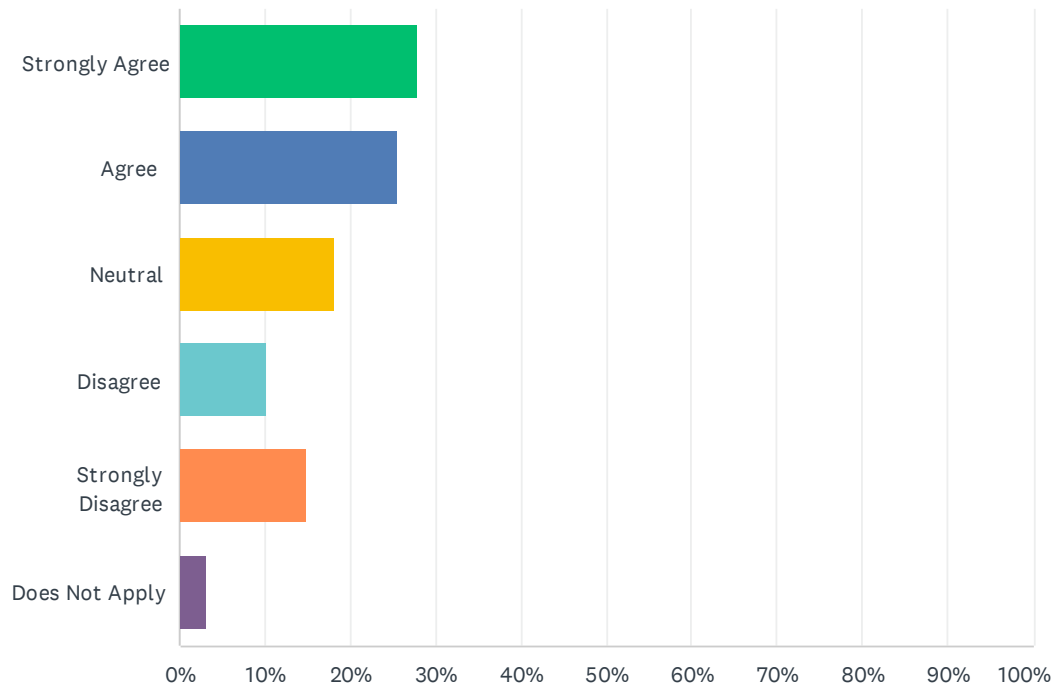
Answered: 820 Skipped: 501



ANSWER CHOICES	RESPONSES	
Strongly Agree	19.51%	160
Agree	23.54%	193
Neutral	12.44%	102
Disagree	12.07%	99
Strongly Disagree	19.27%	158
Does Not Apply	13.17%	108
TOTAL		820

Q14 9. The officer(s) I had contact with did an excellent job.

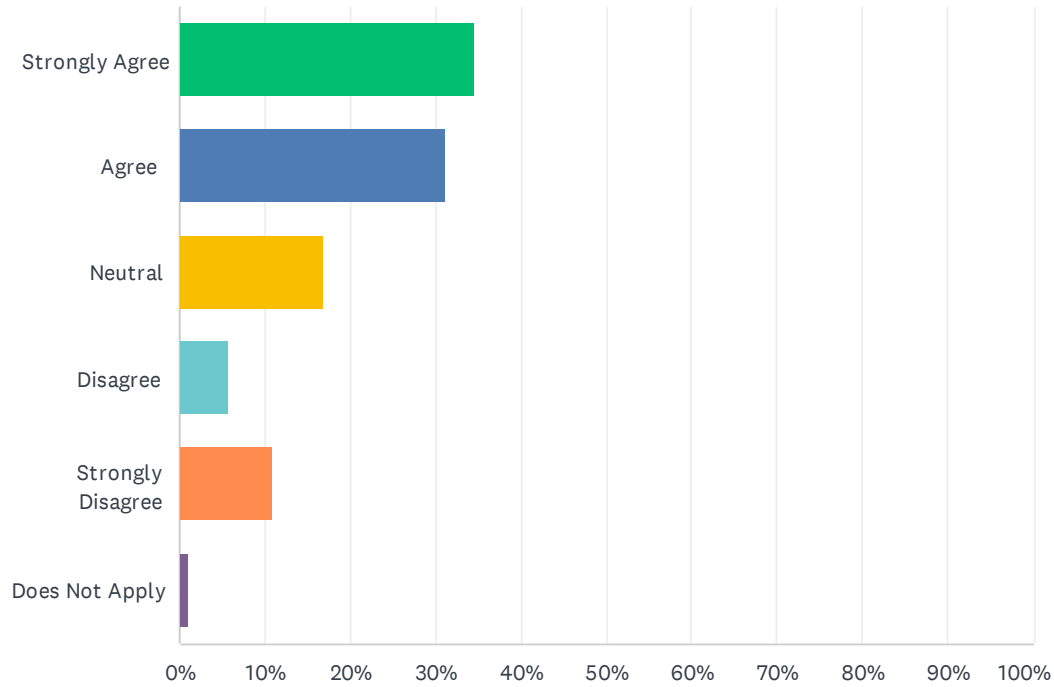
Answered: 818 Skipped: 503



ANSWER CHOICES	RESPONSES	
Strongly Agree	27.87%	228
Agree	25.67%	210
Neutral	18.09%	148
Disagree	10.15%	83
Strongly Disagree	14.91%	122
Does Not Apply	3.30%	27
TOTAL		818

Q15 10. The officer(s) I had contact with treated me with aloha and respect.

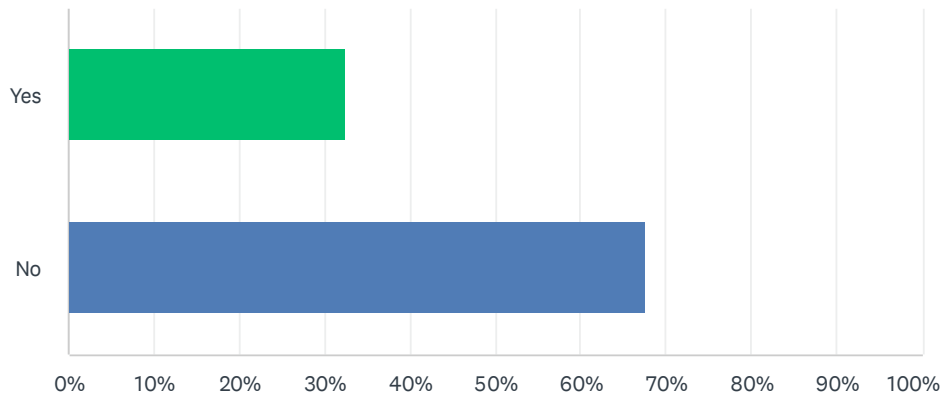
Answered: 817 Skipped: 504



ANSWER CHOICES	RESPONSES	
Strongly Agree	34.52%	282
Agree	31.21%	255
Neutral	16.77%	137
Disagree	5.75%	47
Strongly Disagree	10.77%	88
Does Not Apply	0.98%	8
TOTAL		817

Q16 Over the past year, did you have contact with a CIVILIAN EMPLOYEE of the Hawai'i Police Department?

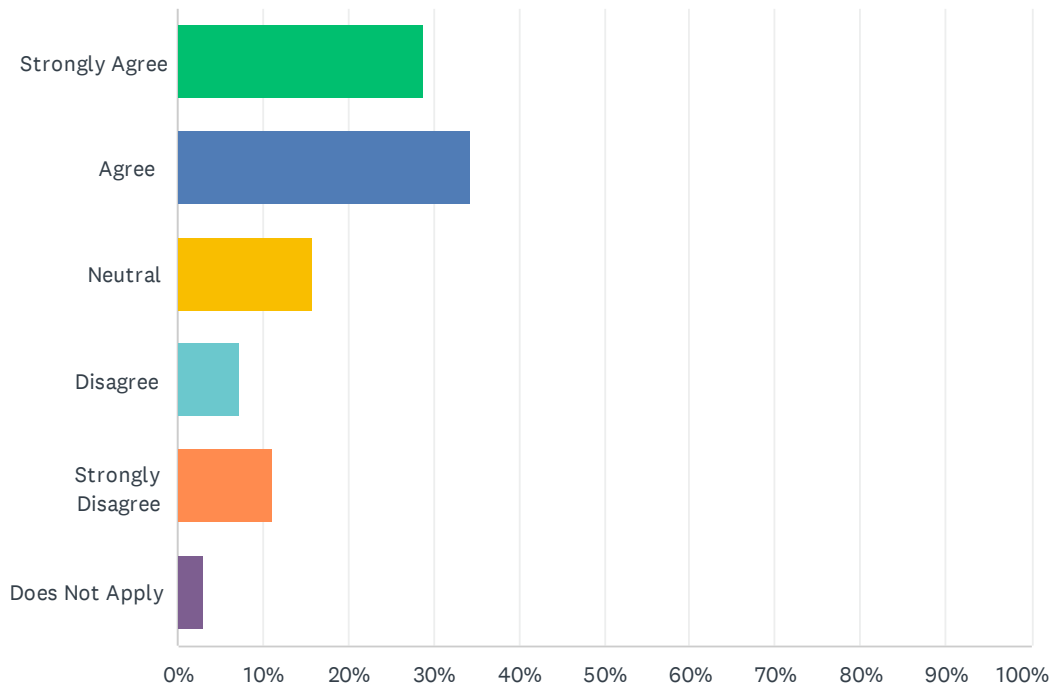
Answered: 1,227 Skipped: 94



ANSWER CHOICES	RESPONSES	
Yes	32.36%	397
No	67.64%	830
TOTAL		1,227

Q17 1. The civilian(s) I had contact with expressed interest in helping me.

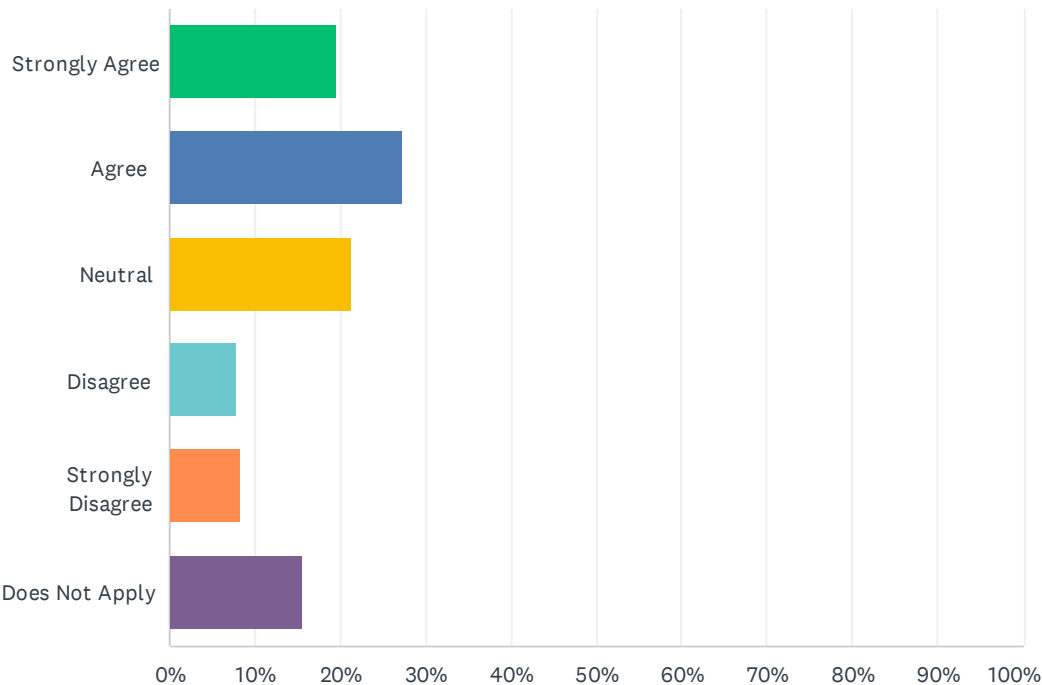
Answered: 400 Skipped: 921



ANSWER CHOICES	RESPONSES	
Strongly Agree	28.75%	115
Agree	34.25%	137
Neutral	15.75%	63
Disagree	7.25%	29
Strongly Disagree	11.00%	44
Does Not Apply	3.00%	12
TOTAL		400

Q18 2. The civilian(s) I had contact with showed concern for my safety.

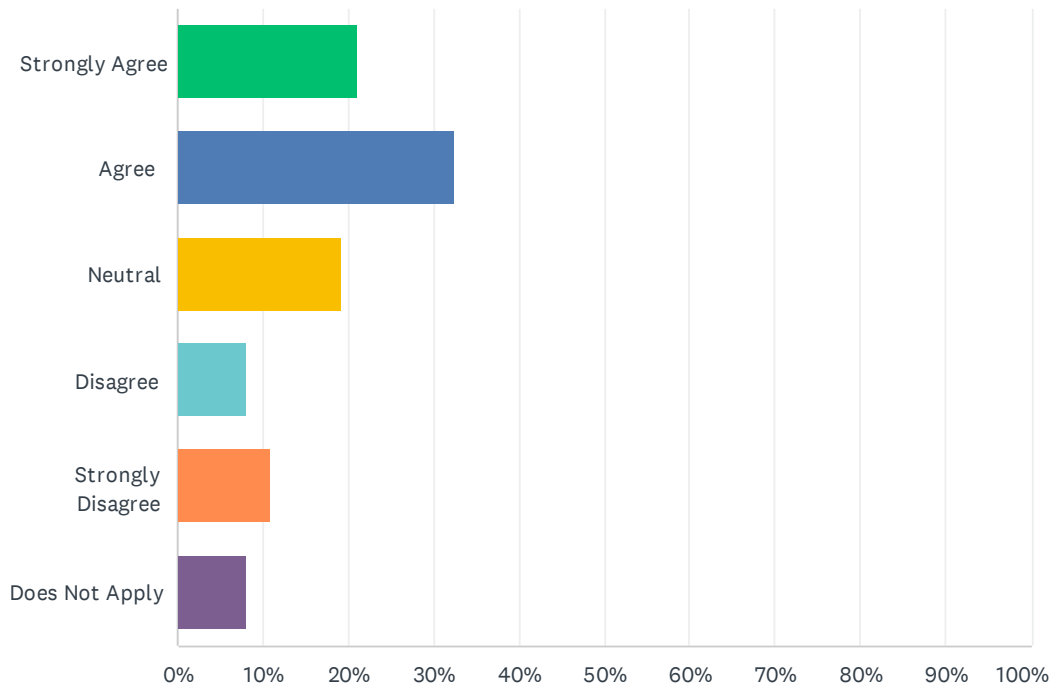
Answered: 398 Skipped: 923



ANSWER CHOICES	RESPONSES	
Strongly Agree	19.60%	78
Agree	27.39%	109
Neutral	21.36%	85
Disagree	7.79%	31
Strongly Disagree	8.29%	33
Does Not Apply	15.58%	62
TOTAL		398

Q19 3. The civilian(s) I had contact with showed compassion.

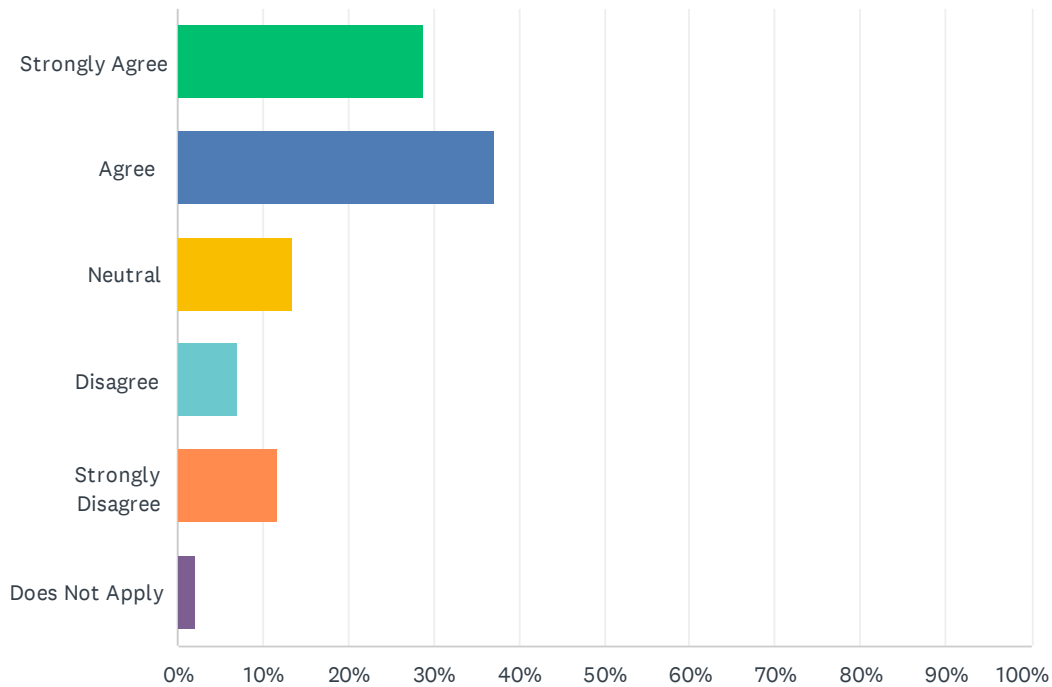
Answered: 392 Skipped: 929



ANSWER CHOICES	RESPONSES	
Strongly Agree	21.17%	83
Agree	32.40%	127
Neutral	19.13%	75
Disagree	8.16%	32
Strongly Disagree	10.97%	43
Does Not Apply	8.16%	32
TOTAL		392

Q20 4. The civilian(s) I had contact with demonstrated professionalism.

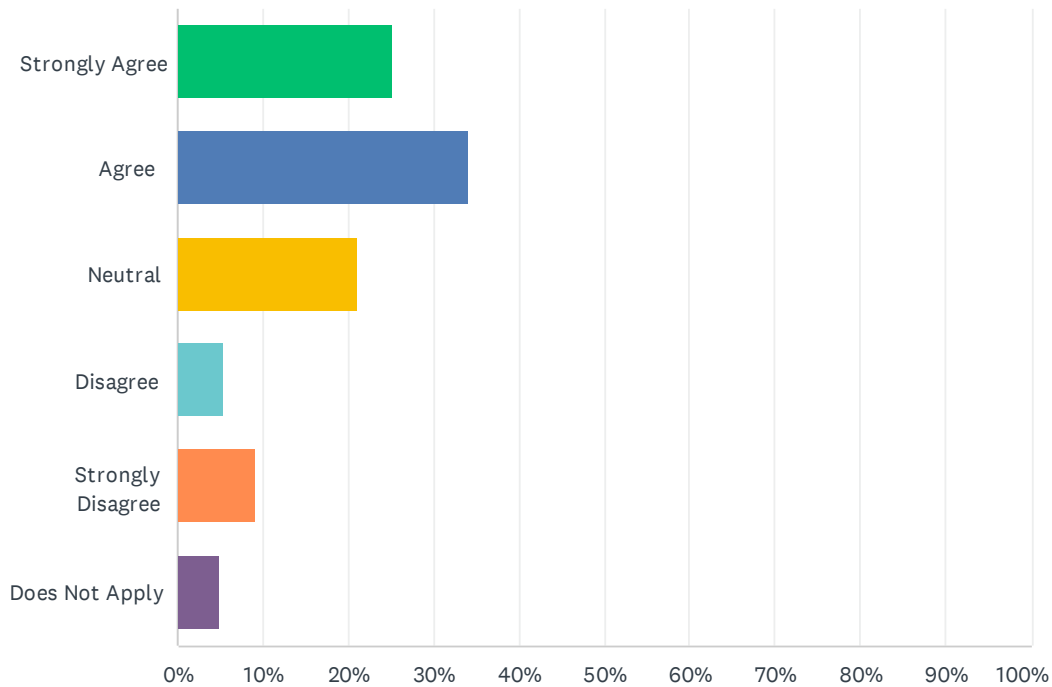
Answered: 394 Skipped: 927



ANSWER CHOICES	RESPONSES	
Strongly Agree	28.68%	113
Agree	37.06%	146
Neutral	13.45%	53
Disagree	7.11%	28
Strongly Disagree	11.68%	46
Does Not Apply	2.03%	8
TOTAL		394

Q21 5. The civilian(s) I had contact with demonstrated integrity.

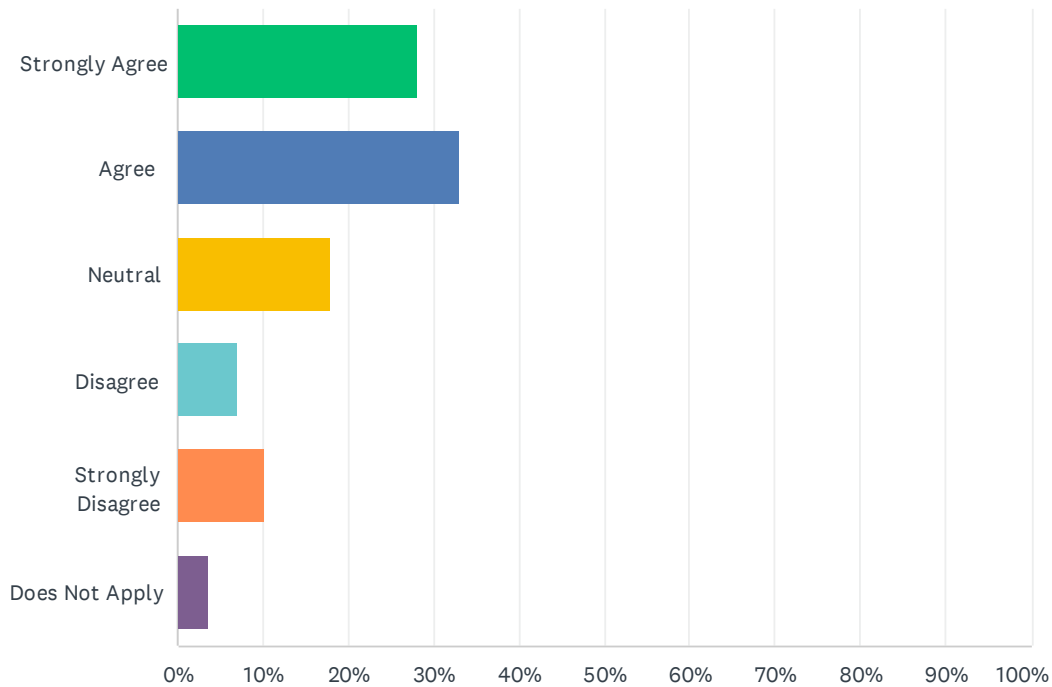
Answered: 392 Skipped: 929



ANSWER CHOICES	RESPONSES	
Strongly Agree	25.26%	99
Agree	34.18%	134
Neutral	21.17%	83
Disagree	5.36%	21
Strongly Disagree	9.18%	36
Does Not Apply	4.85%	19
TOTAL		392

Q22 6. The civilian(s) I had contact with paid attention to details.

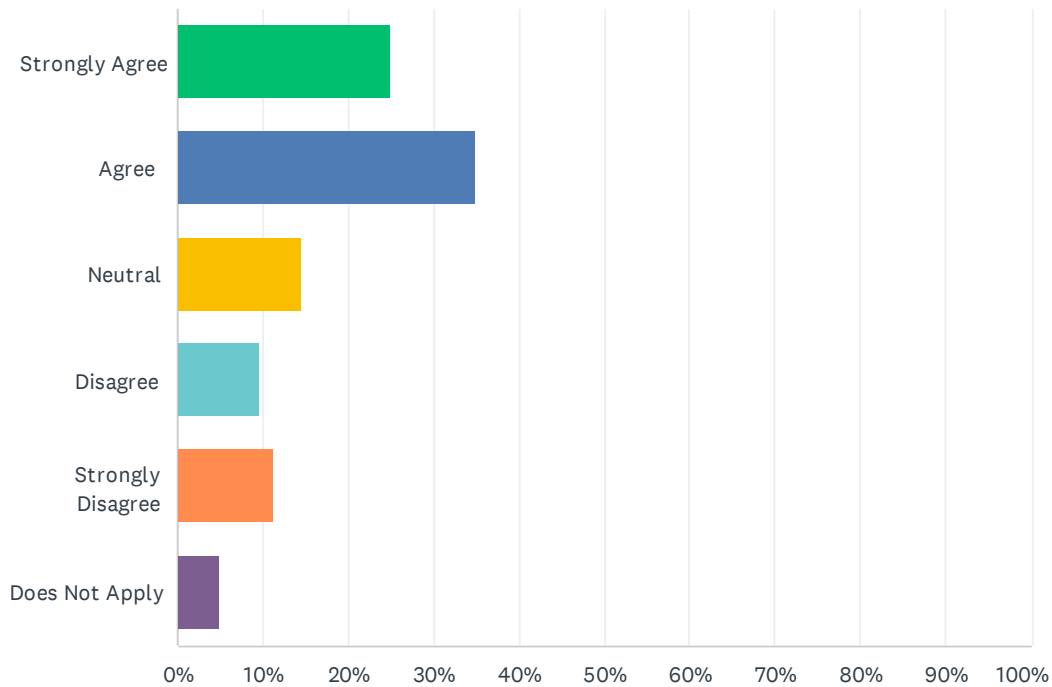
Answered: 393 Skipped: 928



ANSWER CHOICES	RESPONSES	
Strongly Agree	28.24%	111
Agree	33.08%	130
Neutral	17.81%	70
Disagree	7.12%	28
Strongly Disagree	10.18%	40
Does Not Apply	3.56%	14
TOTAL		393

Q23 7. The civilian(s) I had contact with made me feel comfortable.

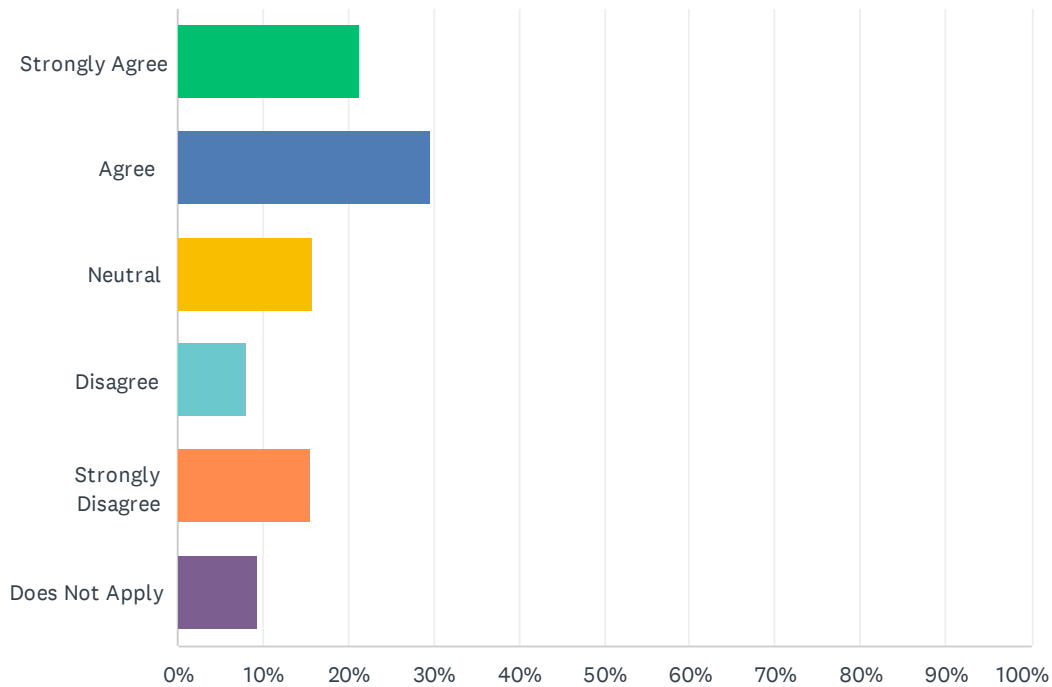
Answered: 389 Skipped: 932



ANSWER CHOICES	RESPONSES	
Strongly Agree	24.94%	97
Agree	34.96%	136
Neutral	14.40%	56
Disagree	9.51%	37
Strongly Disagree	11.31%	44
Does Not Apply	4.88%	19
TOTAL		389

Q24 8. The civilian(s) I had contact with helped resolve my situation.

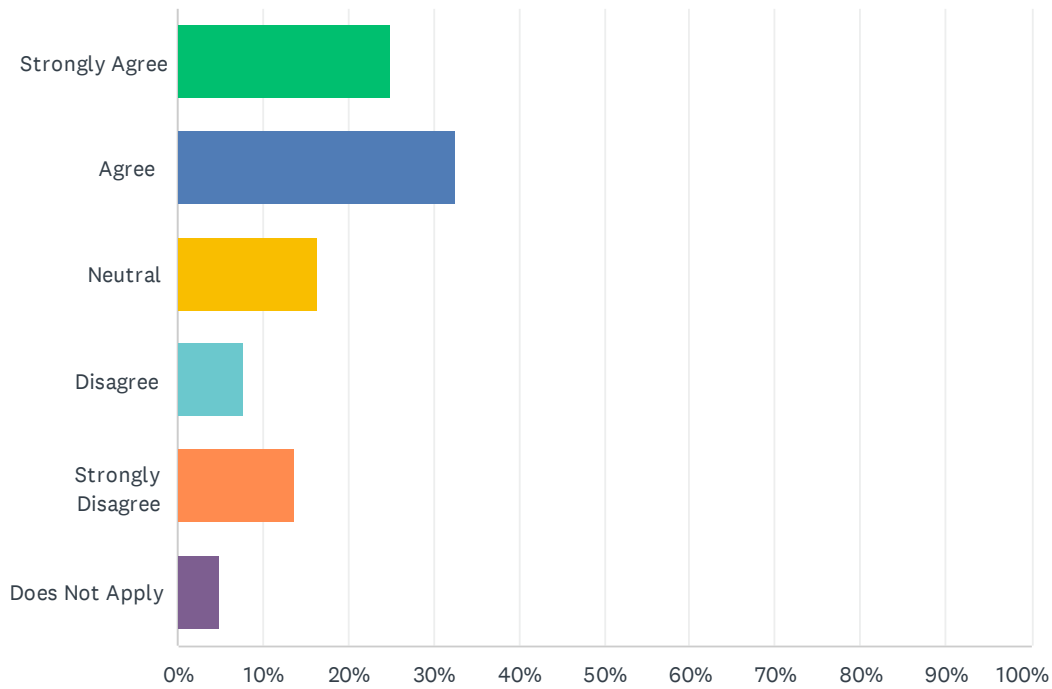
Answered: 392 Skipped: 929



ANSWER CHOICES	RESPONSES	
Strongly Agree	21.43%	84
Agree	29.59%	116
Neutral	15.82%	62
Disagree	8.16%	32
Strongly Disagree	15.56%	61
Does Not Apply	9.44%	37
TOTAL		392

Q25 9. The civilian(s) I had contact with did an excellent job.

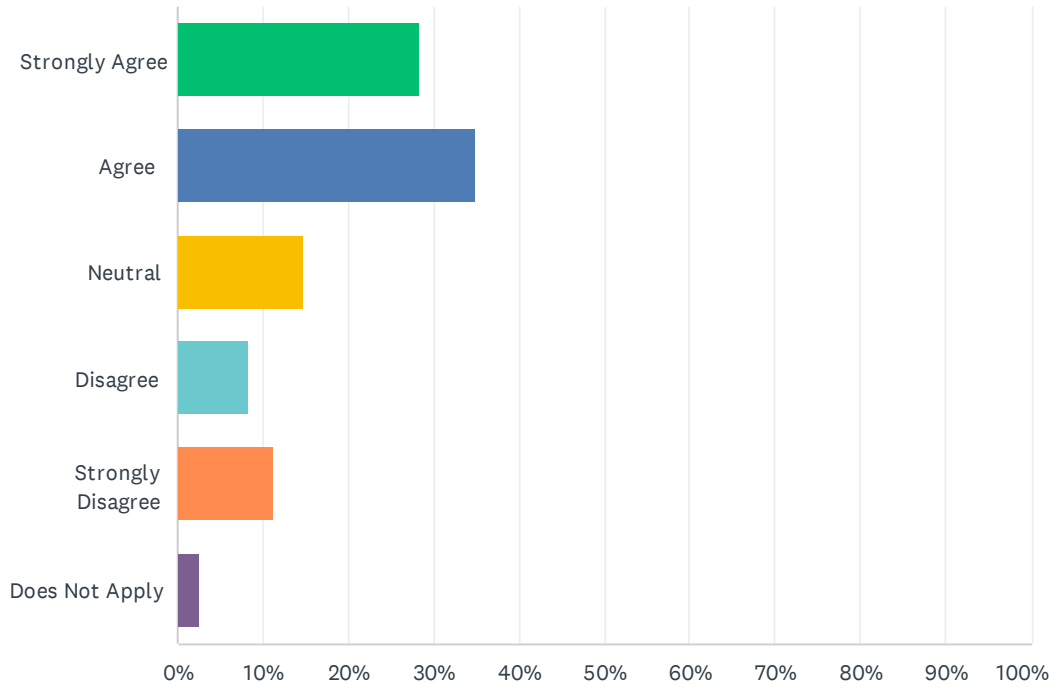
Answered: 390 Skipped: 931



ANSWER CHOICES	RESPONSES	
Strongly Agree	24.87%	97
Agree	32.56%	127
Neutral	16.41%	64
Disagree	7.69%	30
Strongly Disagree	13.59%	53
Does Not Apply	4.87%	19
TOTAL		390

Q26 10. The civilian(s) I had contact with treated me with aloha and respect.

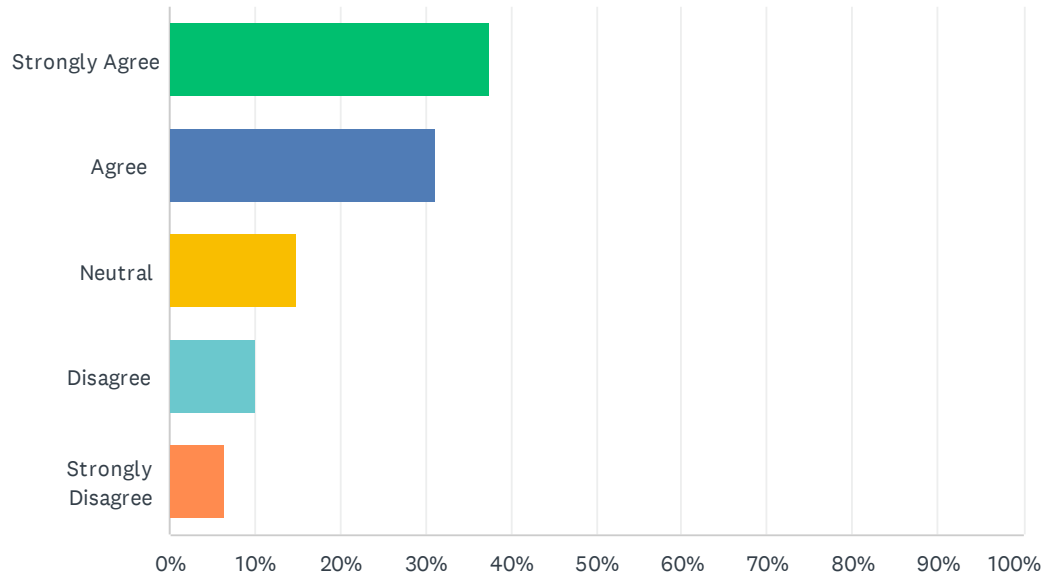
Answered: 389 Skipped: 932



ANSWER CHOICES	RESPONSES	
Strongly Agree	28.28%	110
Agree	34.96%	136
Neutral	14.65%	57
Disagree	8.23%	32
Strongly Disagree	11.31%	44
Does Not Apply	2.57%	10
TOTAL		389

Q27 1. If I need assistance, I am comfortable calling the Hawai'i Police Department

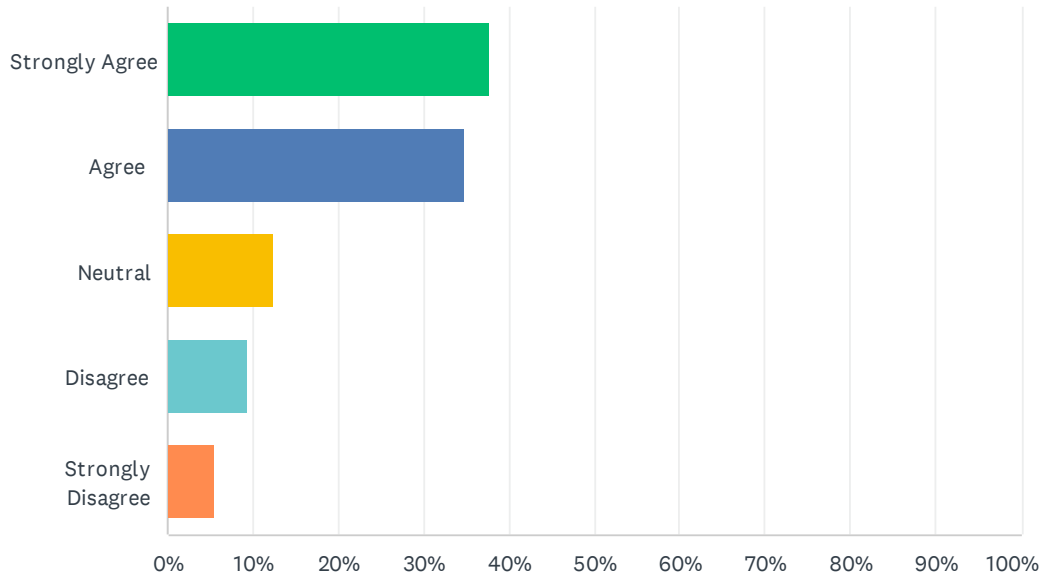
Answered: 1,215 Skipped: 106



ANSWER CHOICES	RESPONSES	
Strongly Agree	37.45%	455
Agree	31.11%	378
Neutral	14.98%	182
Disagree	10.12%	123
Strongly Disagree	6.34%	77
TOTAL		1,215

Q28 2. I am comfortable contacting the Hawai'i Police Department to report a crime.

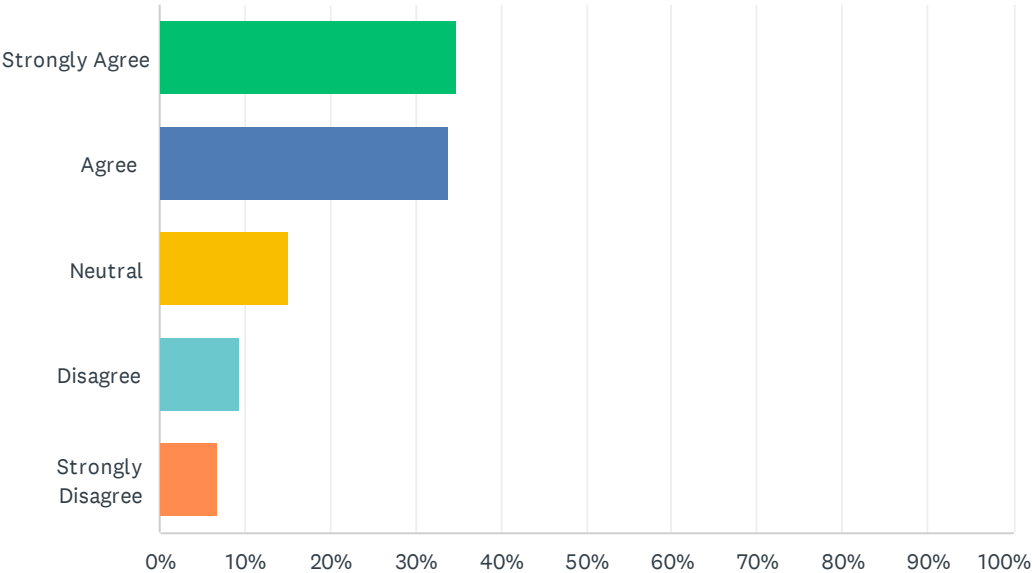
Answered: 1,213 Skipped: 108



ANSWER CHOICES	RESPONSES	
Strongly Agree	37.76%	458
Agree	34.71%	421
Neutral	12.45%	151
Disagree	9.48%	115
Strongly Disagree	5.61%	68
TOTAL		1,213

Q29 3. I am comfortable contacting the Hawai'i Police Department to share information about a crime.

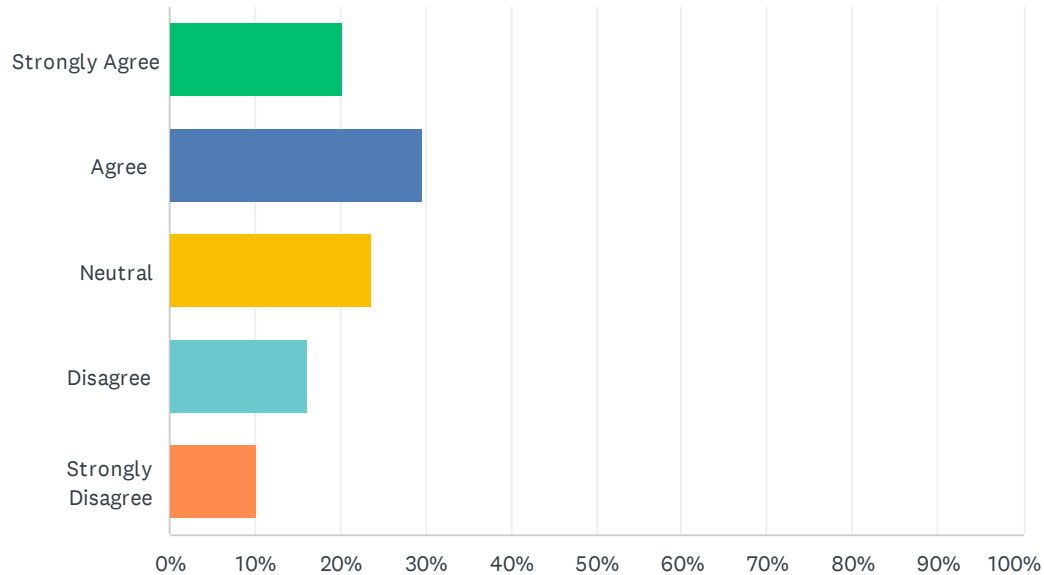
Answered: 1,205 Skipped: 116



ANSWER CHOICES	RESPONSES	
Strongly Agree	34.77%	419
Agree	33.94%	409
Neutral	15.10%	182
Disagree	9.46%	114
Strongly Disagree	6.72%	81
TOTAL		1,205

Q30 4. I am confident in the ability of the Hawai'i Police Department to serve my needs.

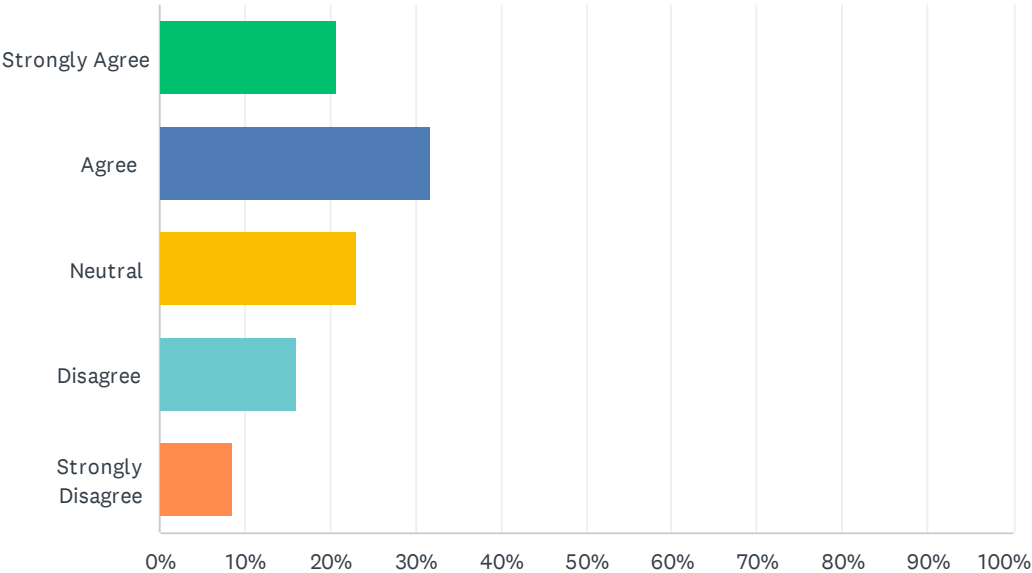
Answered: 1,209 Skipped: 112



ANSWER CHOICES	RESPONSES	
Strongly Agree	20.35%	246
Agree	29.69%	359
Neutral	23.57%	285
Disagree	16.21%	196
Strongly Disagree	10.17%	123
TOTAL		1,209

Q31 5. I believe the Hawai'i Police Department does a good job in keeping the island of Hawai'i safe.

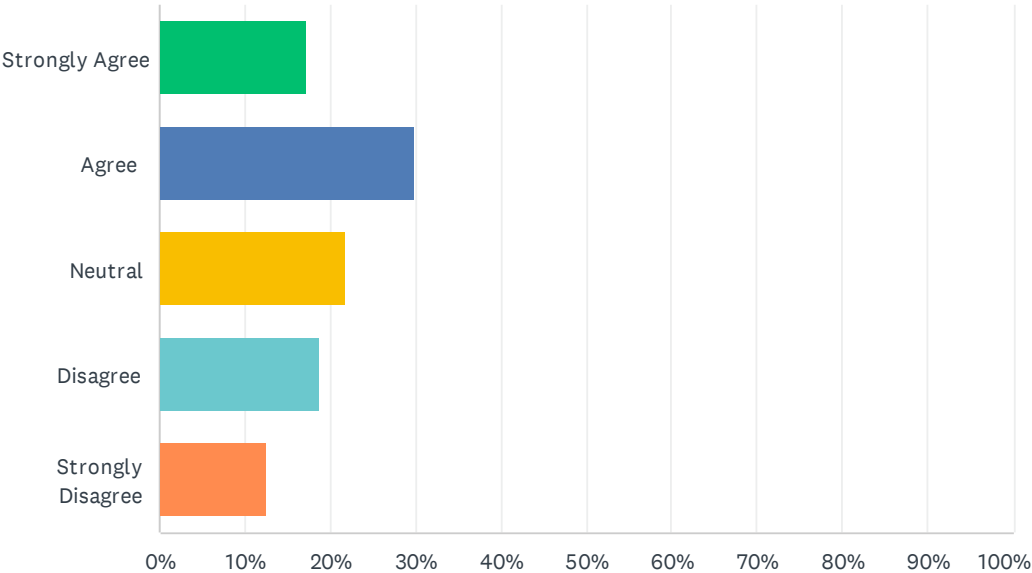
Answered: 1,209 Skipped: 112



ANSWER CHOICES	RESPONSES	
Strongly Agree	20.76%	251
Agree	31.76%	384
Neutral	23.08%	279
Disagree	15.96%	193
Strongly Disagree	8.44%	102
TOTAL		1,209

Q32 6. I am satisfied in the way the Hawai'i Police Department responds to crime in my community.

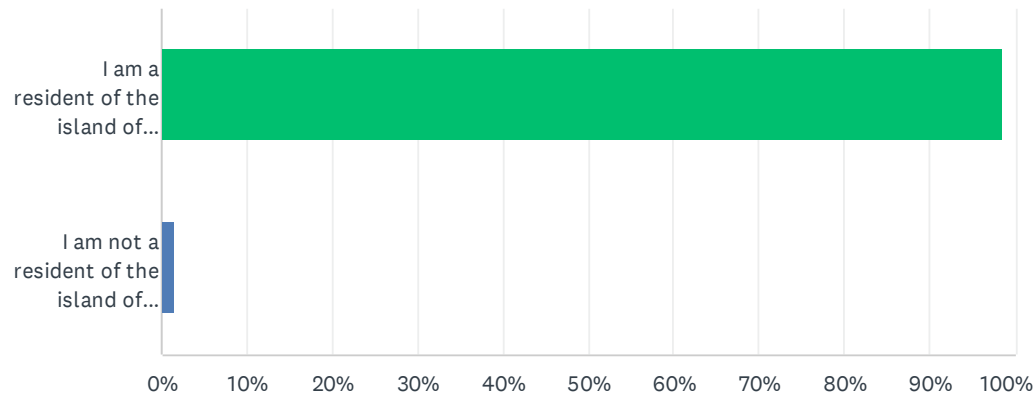
Answered: 1,210 Skipped: 111



ANSWER CHOICES	RESPONSES	
Strongly Agree	17.19%	208
Agree	29.83%	361
Neutral	21.74%	263
Disagree	18.68%	226
Strongly Disagree	12.56%	152
TOTAL		1,210

Q33 Please provide information about your residency status by checking the appropriate box below.

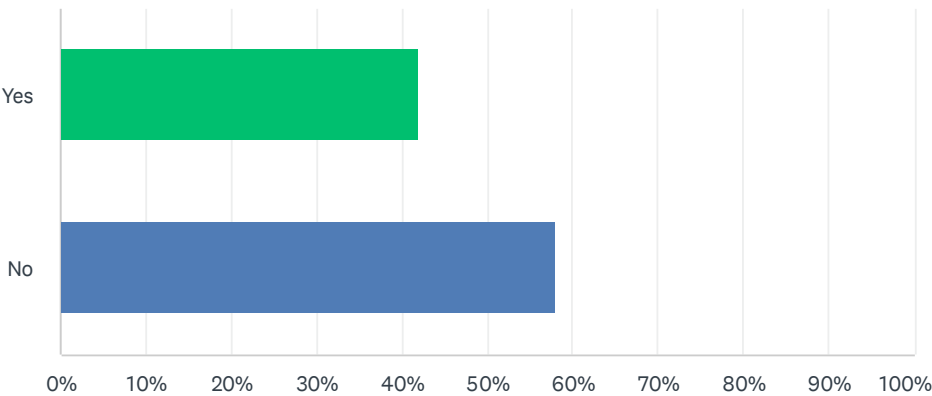
Answered: 1,211 Skipped: 110



ANSWER CHOICES	RESPONSES	
I am a resident of the island of Hawai'i.	98.51%	1,193
I am not a resident of the island of Hawai'i.	1.49%	18
TOTAL		1,211

Q34 Have you been a resident of the island of Hawai'i all your life?

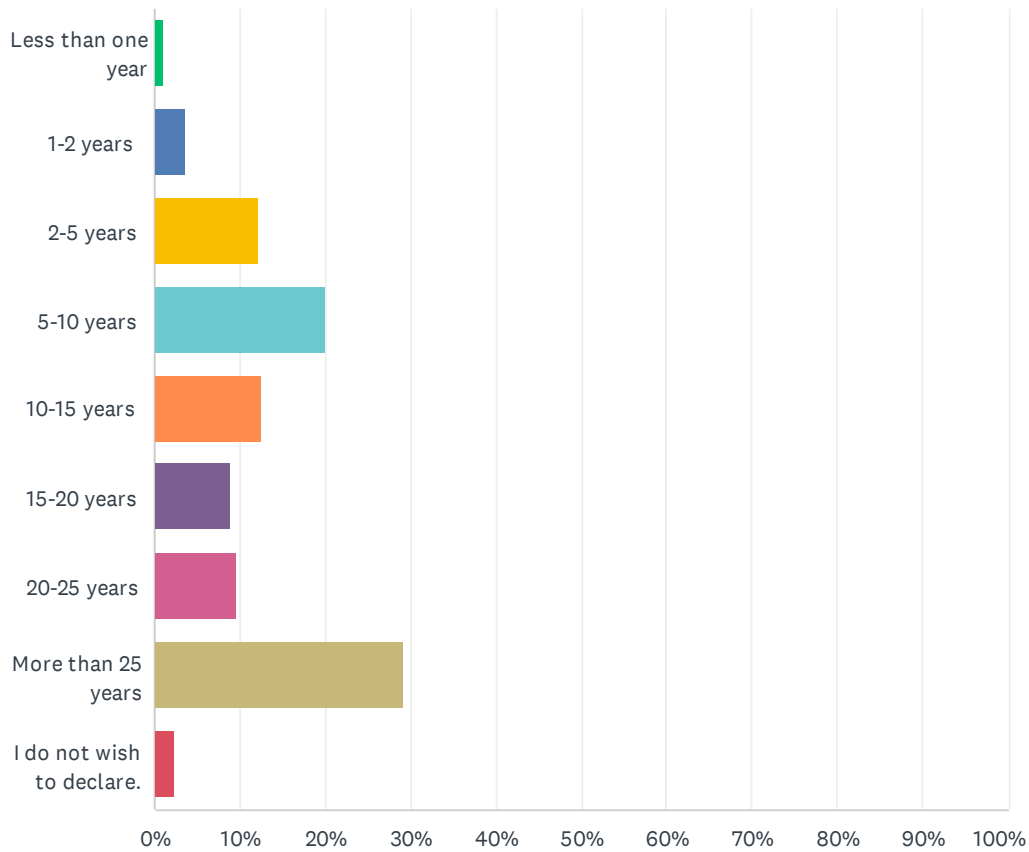
Answered: 1,185 Skipped: 136



ANSWER CHOICES		RESPONSES	
Yes		41.94%	497
No		58.06%	688
TOTAL			1,185

Q35 How long have you been a resident of the island of Hawai'i?

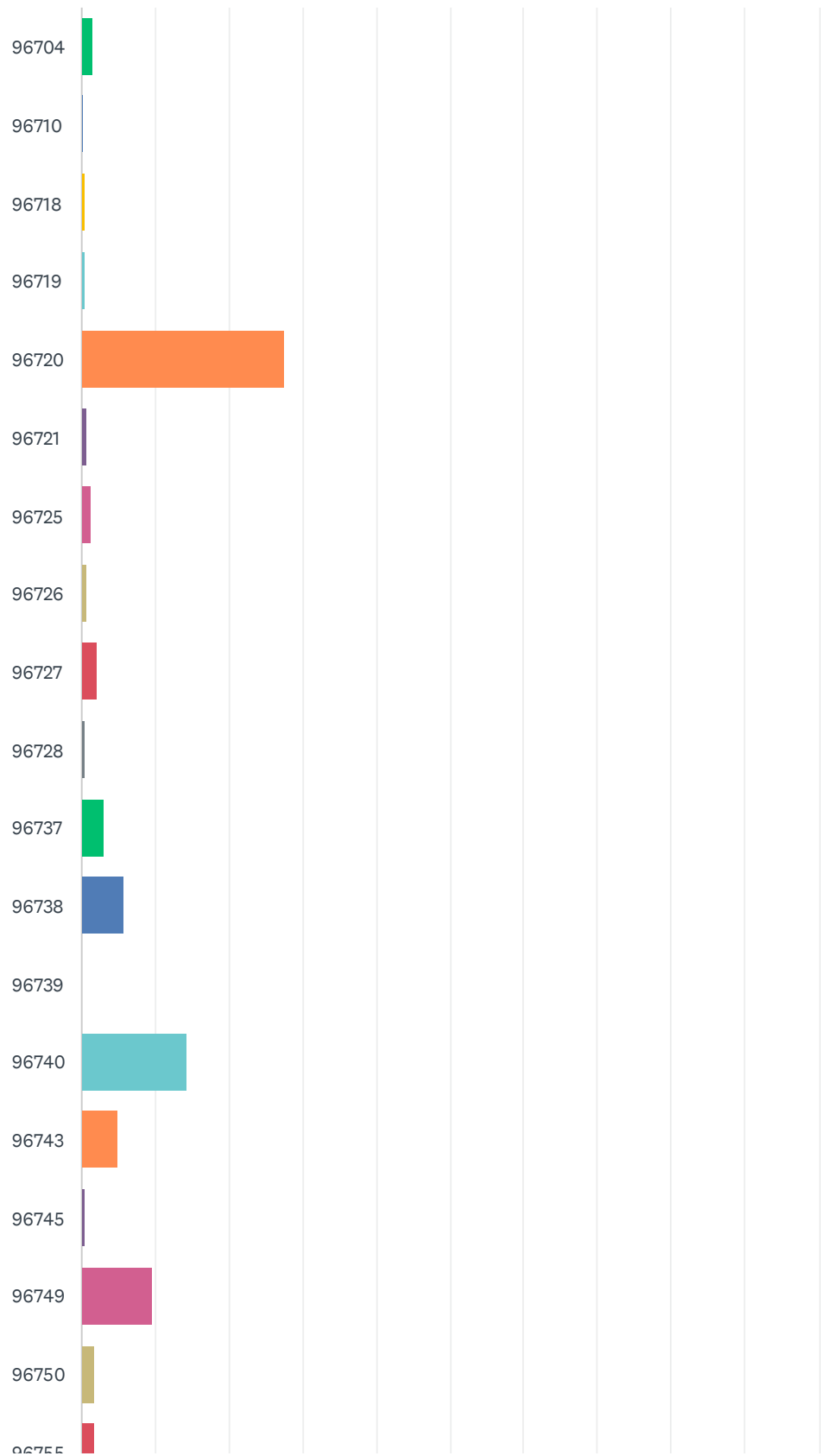
Answered: 696 Skipped: 625



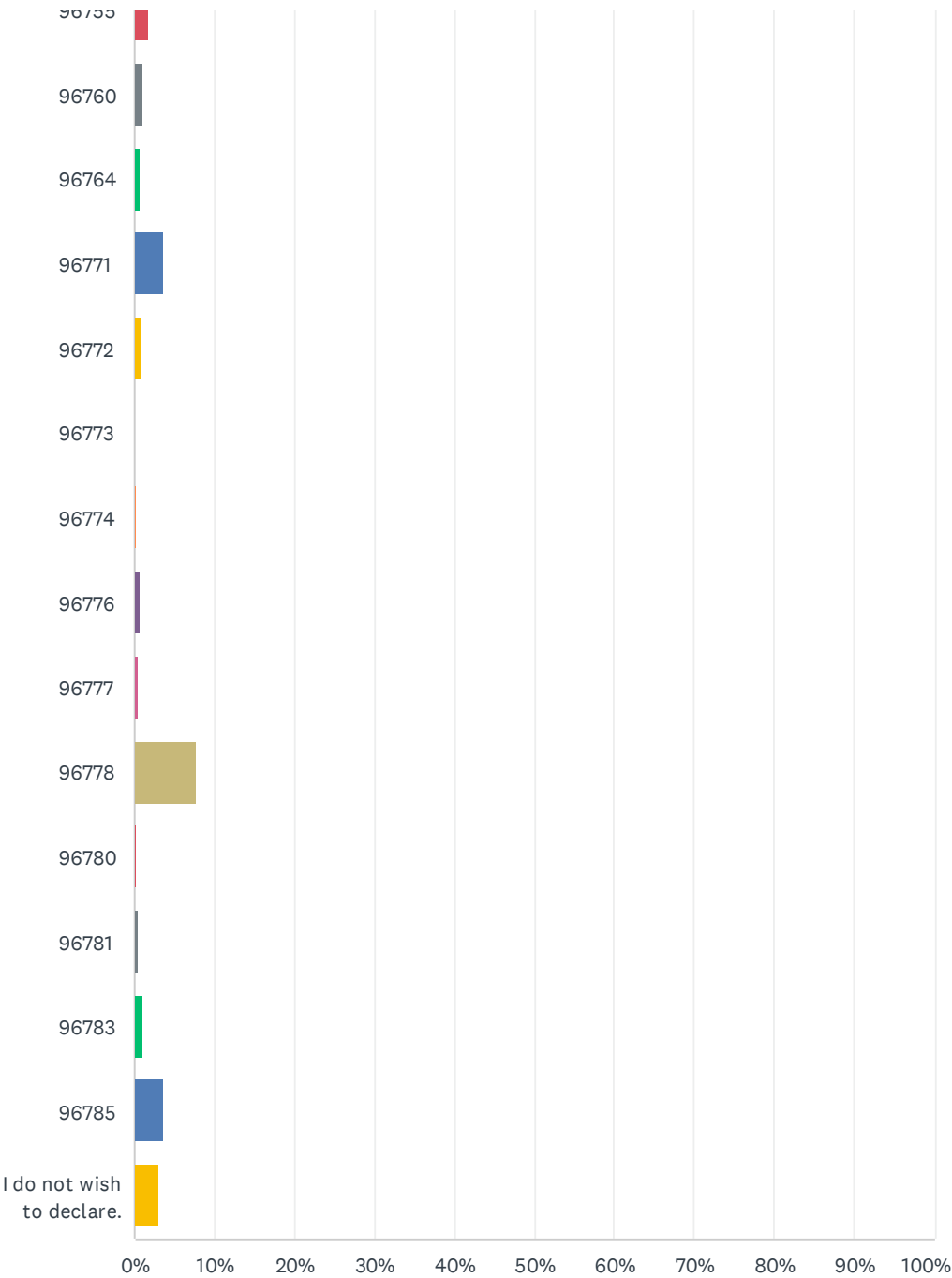
ANSWER CHOICES	RESPONSES	
Less than one year	1.15%	8
1-2 years	3.59%	25
2-5 years	12.21%	85
5-10 years	19.97%	139
10-15 years	12.64%	88
15-20 years	9.05%	63
20-25 years	9.63%	67
More than 25 years	29.31%	204
I do not wish to declare.	2.44%	17
TOTAL		696

Q36 What is your zip code?

Answered: 1,186 Skipped: 135



Community Satisfaction Survey 2025



Community Satisfaction Survey 2025

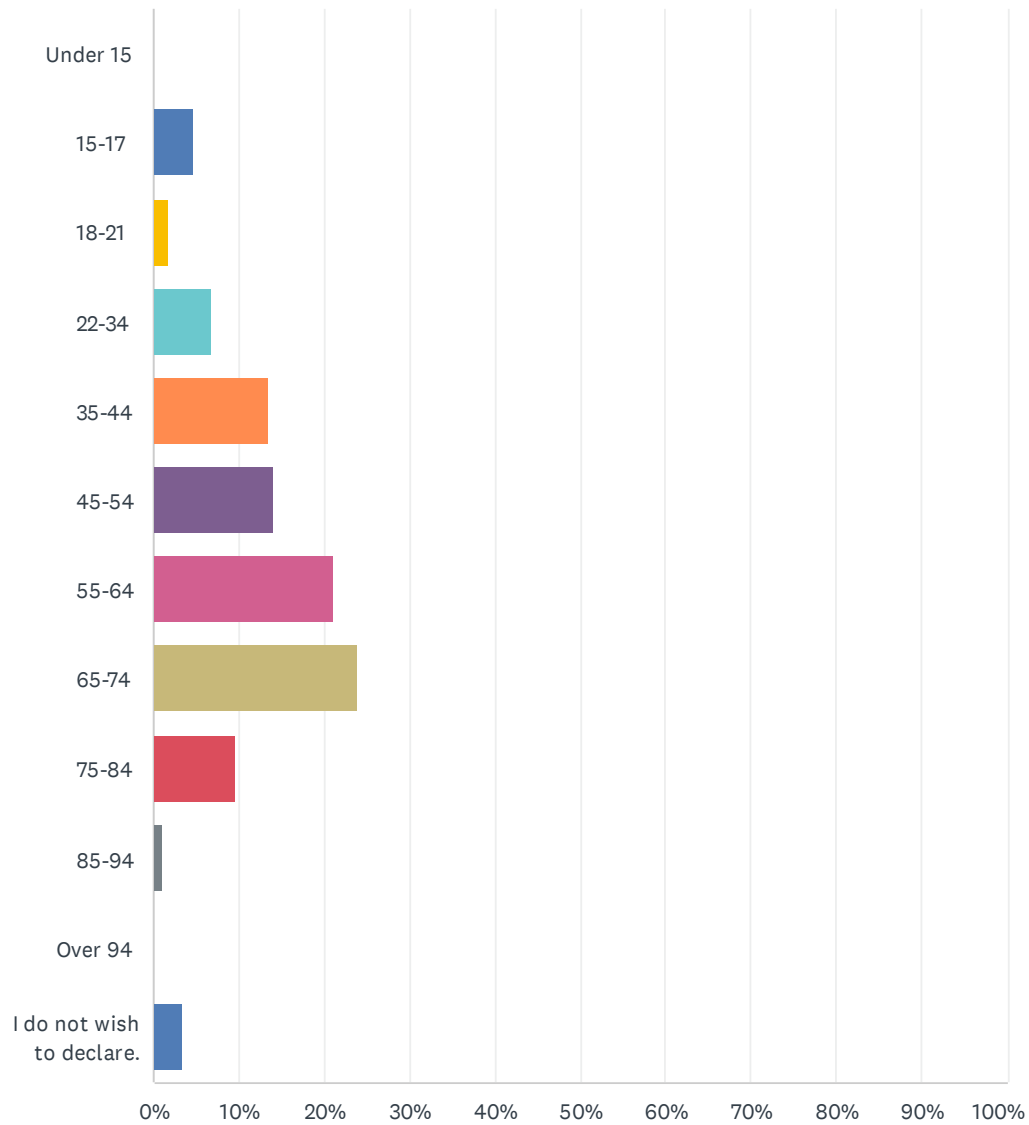
ANSWER CHOICES	RESPONSES	
96704	1.43%	17
96710	0.25%	3
96718	0.34%	4
96719	0.42%	5
96720	27.40%	325
96721	0.67%	8
96725	1.26%	15
96726	0.67%	8
96727	2.19%	26
96728	0.51%	6
96737	3.04%	36
96738	5.73%	68
96739	0.00%	0
96740	14.33%	170
96743	4.81%	57
96745	0.51%	6
96749	9.61%	114
96750	1.60%	19
96755	1.60%	19
96760	1.01%	12
96764	0.59%	7
96771	3.63%	43
96772	0.84%	10
96773	0.08%	1
96774	0.25%	3
96776	0.59%	7
96777	0.42%	5
96778	7.76%	92
96780	0.25%	3
96781	0.51%	6
96783	1.10%	13
96785	3.63%	43

Community Satisfaction Survey 2025

I do not wish to declare.	2.95%	35
TOTAL		1,186

Q37 What is your age?

Answered: 1,202 Skipped: 119



Community Satisfaction Survey 2025

ANSWER CHOICES	RESPONSES	
Under 15	0.08%	1
15-17	4.74%	57
18-21	1.75%	21
22-34	6.74%	81
35-44	13.48%	162
45-54	14.14%	170
55-64	21.05%	253
65-74	23.88%	287
75-84	9.65%	116
85-94	1.00%	12
Over 94	0.00%	0
I do not wish to declare.	3.49%	42
TOTAL		1,202

Q38 What can the Hawai'i Police Department do to serve you better?

Answered: 907 Skipped: 414